

# Efforts of Road Transport Bureau, MLIT For the Realization of Automated Driving

---

**Yoshitaka Tada**

**Director, Policy planning office for Automated  
Driving Technology, Road Transport Bureau, MLIT**



- 1. International standards related to automated driving technology**
- 2. Partial revision of the Road Transport Vehicle Act**
- 3. 【Private vehicles】  
Type approval of automated driving vehicles (level 3)**
- 4. 【Mobility service】  
Approval of last-mile automated driving vehicles (level 3)**
- 5. Toward the realization of more advanced Automated driving**
- 6. Introduction to other efforts**

- Japan participated in discussions on international standards for automated driving at the United Nations World Forum for Harmonization of Vehicle Regulations (WP29) as a co-chair or vice-chair. In June 2020, standards for automated lane keeping, cyber security and others were established.
- At WP29 in June 2022, it was agreed to increase the maximum speed limit and add lane change available.

## International standards review system and the considered items for automated driving technology

World Forum for Harmonization of Vehicle Regulations (WP29)

Automated Vehicle

Advanced Emergency Braking Systems

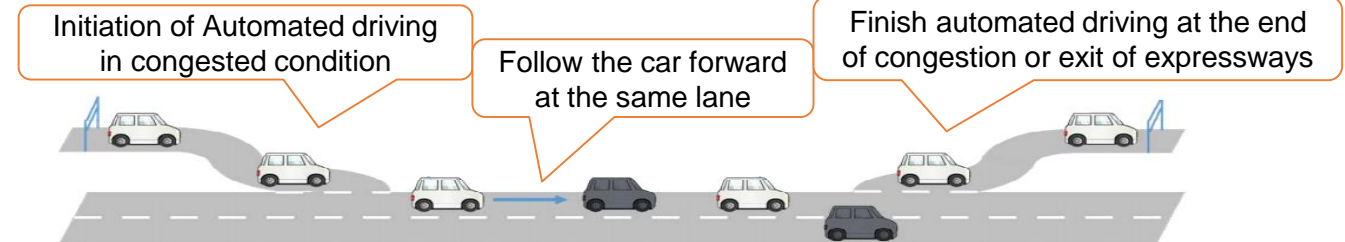
Validation Methods for Automated Driving

Cyber security / OTA

EDR / DSSAD

Functional Requirements for Automated Vehicles

## Standards developed in June 2020



## Revised in November 2021

Expansion of applicable vehicle models :  
 Passenger vehicles only  
 ⇒ applicable all passenger vehicles, buses and trucks



## Summary of amendments agreed in June 2022

- ① **Expansion of limited speed**  
 Under 60 km/h ⇒ **Under 130km/h**
- ② **Addition of lane change function**  
 Lane keep only  
 ⇒ **Lane change available**  
 (only passenger vehicles, etc.)

- To promote the safe development of and the practical and widespread use of automated driving vehicles and to ensure their safety during the processes of their designing, manufacturing and use, the Road Transport Vehicle Act was revised and took effect in April 2020.

**Automated driving systems were added to devices covered by the safety standards.**

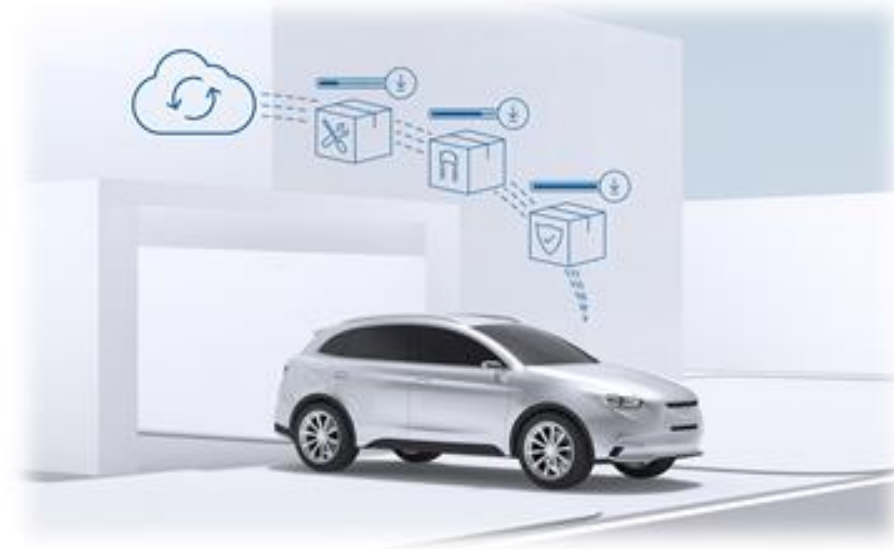
✂enforced in April 2020



source : bosch

**A system for licensing the wireless update of relevant software was established.**

✂enforced in November 2020



source : bosch

- In November 2020, the type approval of level-3 automated driving vehicles was implemented. Their sale began in March 2021.
- We will continue to formulate standards for more advanced automated driving functions toward the realization of Level 4 automated driving on highway.

## Major Operating Design Domain

### ● Road sections

National expressways, urban expressways and highways

### ● Excluded sections/locations

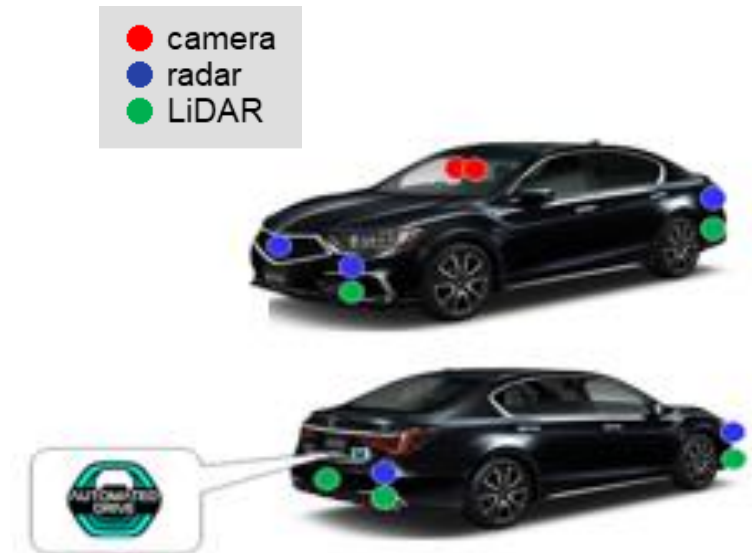
Sections where two lanes (a driver's traffic lane and the opposite lane) are not structurally divided by a median strip (sharp curve, service area, parking area, tollgate, etc.)

### ● Runningspeed

The speed must be less than 30 km/h before the automatic driving device starts to operate and about 50 km/h or less after it starts to operate.

### ● Runningcondition

The vehicle must correctly obtain information from the high-precision map and the Global Navigation Satellite System (GNSS).



\* Provided by Honda Motor Co., Ltd.

- In March 2021, we approved vehicles equipped with automated driving systems(level 3).
- The automated driving systems mounted on the vehicles make it possible for the vehicles to run along an electromagnetic induction wire installed on roads (exclusively for bicycles and pedestrians) and to detect and respond to a pedestrian, bicycle or obstacle.

## Major Operating Design Domain

### ● Road sections

Eiheiji Mairodo (My Road), Yoshida-gun, Fukui Prefecture: Site of the now-defunct Eiheiji line of the Keifuku Electric Railroad Co., Ltd (about 2 km).

### ● Road conditions


Travel routes equipped with electromagnetic.

### ● Running speed

The running speed of a vehicle equipped with the automatic operation device must be 12 km/h or less.

### ● Running condition

The vehicle must run along the electromagnetic induction wire, and the presence of magnetism detectable by the car is necessary. The road must not be in an unstable condition such as a frozen road surface.

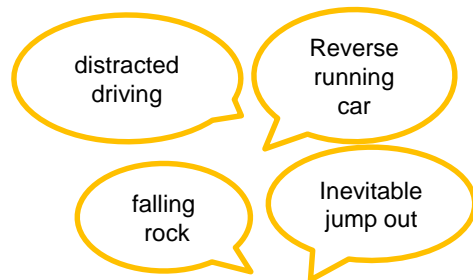


One remote-monitoring operator controls three unmanned automated driving cars.

- In order to put self-driving into practical use, it is necessary to take comprehensive works, such as the development of vehicle technology, the improvement of the driving environment, and the improvement of social acceptance.
- Conduct research on how the system should make "decisions" from the viewpoint of social acceptability, and investigate the roles of stakeholders and technical requirements in special driving environments, such as abandoned railroad tracks.

## Scope of System Responsibility

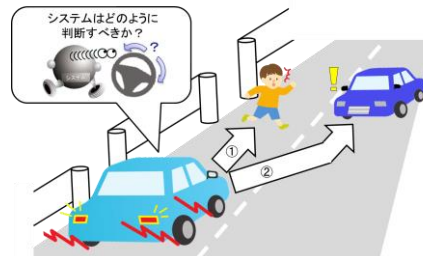
Study of the extent to which the system must guarantee safety against various events that may occur on the road



Acquire and analyze driver data by using a driving simulator

## Social acceptability of system decisions

Examination of how the system should make decisions in cases where either decision would cause damage, etc.



Research and study with experts, automakers, and other stakeholders

## The role of stakeholders and technical requirements in special driving environments such as abandoned railway tracks

### Roles of Parties Involved

Infrastructure Management

No Trespassing on Traveling Way

Appropriate operation management



Study technical requirements for automated vehicles on dedicated roads, assuming more ideal driving conditions than on public roads.

# 6. Introduction to other efforts

- Examples of Field Operational Tests and traffic accidents are published to promote the technological development of automated driving vehicles and to enhance social acceptance of automated driving.
- There are limits to the functions of driver assistance systems, and even if the system is not malfunctioning, it may not work depending on the environment and conditions in which it is used In order to promote understanding among automobile users, an educational video is available on the website of the MLIT and on YouTube.

## Examples of Field Operational Tests

The following is posted on the MLIT website

- ✓ Demonstration period
- ✓ Driving route
- ✓ Traffic environment
- ✓ Time of day (day, night)
- ✓ Weather (sunny, rainy, snowy)
- ✓ Maximum speed
- ✓ Linkage with infrastructure
- ✓ Vehicle information
- ✓ Eased standards items
- ✓ Near-miss information, etc

## Examples of accidents that occurred during Field Operational Tests

The following is posted on the MLIT website

- ✓ Date of accident
- ✓ Accident details
- ✓ Vehicle information
- ✓ Cause of accident
  - Error in position estimation
  - Vehicle control error
  - System setting error
  - Communication delay
  - Insufficient durability
- ✓ Recurrence prevention measures, etc

## Educational video of YouTube

Please do not overconfident or misunderstand the “driving support system”!  
(March 19, 2020)

### Examples of inoperable driver assistance systems



Sudden interruption



Unable to detect white lines